


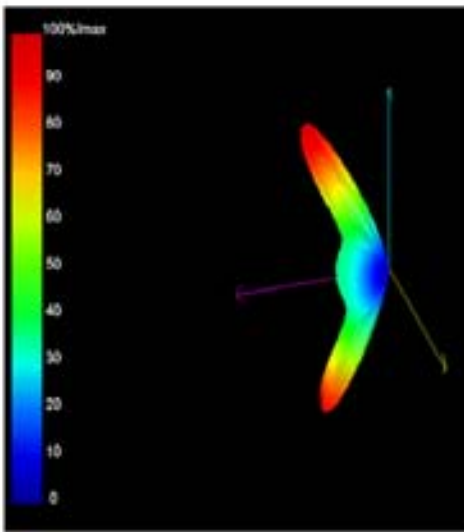
CB

Trading

LED OSVĚTLENÍ
venkovní osvětlení
osvětlení budov



RADA	VYKON	POČET LED
ST 0011	30 W	24 LED
ST 0012	60 W	48 LED
ST 0021	90 W	72 LED
ST 0022	120 W	96 LED
ST 0023	150 W	120 LED
ST 0024	180 W	150 LED

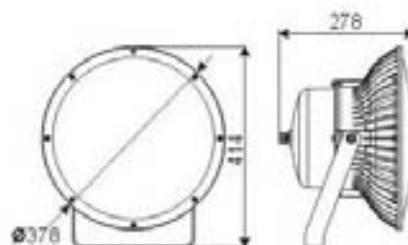


- 230V
- CREE** LED
- Driver incl.
- 73°
- Alum.
- IP65
- 1 PCS/ CTN
- 334 PCS/20'







HLB00201



HL-020101 Cree (CREE) LED Floodlight



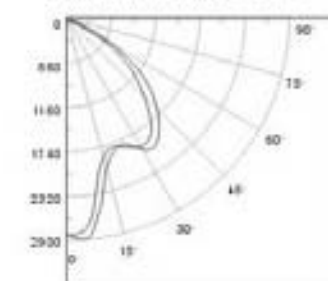
Use: 1m
Height: 10m
Max. Beam Size: 20.6m



HL-020101 Cree (CREE) LED Floodlight



Light Distribution Curve (Cut-off)

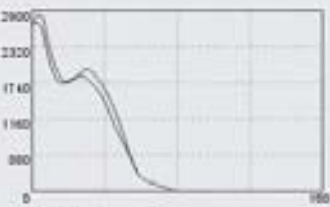


230V	100W	CREE LED	57 LEDs	94°
↑	↓	IP65	Driver incl.	Alum.
⊕	F	←	1 PCS/CTN	466 PCS/20'

LM-60350 CREE 11 4000K/3000K



LM-60350
No. Light 10W
Max. Power 10W/20.4W

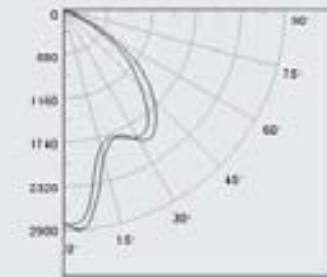


Beam Angle (°) vs. Light Intensity (lx)

LM-60350 CREE 11 4000K/3000K



LM-60350 CREE 11 4000K/3000K

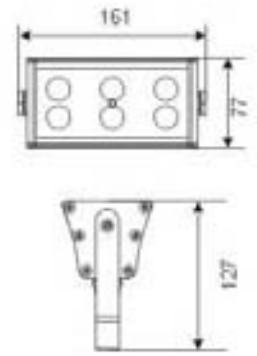


HLB00202



- 230V
- 100W
- CREE LED
- 57 LEDs
- IP65
- F
- ↑
- Driver incl.
- 94°
- Alum.
- 1 PCS/CTN
- 466 PCS/20'

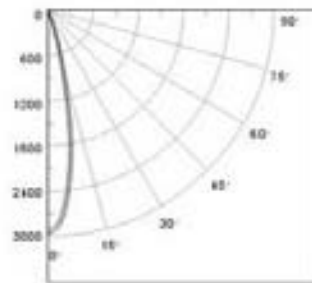




HLB00301

230V	18W	CREE LED	6 LEDs			
		IP65	Driver incl.	23°	Alum.	12 PCS/CTN

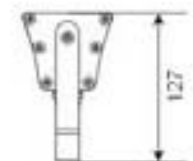
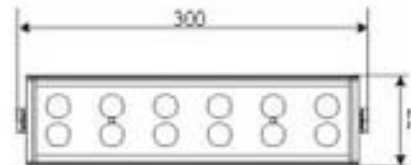
LIGHT DISTRIBUTION CHARACTERISTICS



LIGHT DISTRIBUTION CHARACTERISTICS



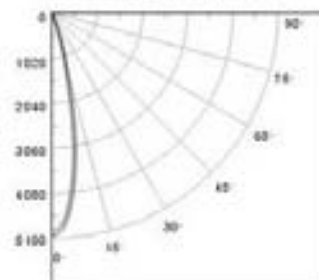
HLB00302



230V	36W	CREE LED	12 LEDs			
		IP65	Driver incl.	22°	Alum.	8 PCS/CTN

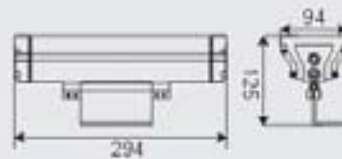
5696 PCS/20'

LIGHT DISTRIBUTION CHARACTERISTICS



LIGHT DISTRIBUTION CHARACTERISTICS

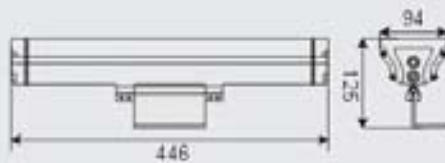






HLB00401

230V 9W CREE LED 9 LEDs \oplus \ominus F \leftarrow
 \uparrow \downarrow IP65 Driver incl. 16° Alum. 4 PCS/CTN 4220 PCS/20'

LED Beam Cuts (TAPERED BEAM)



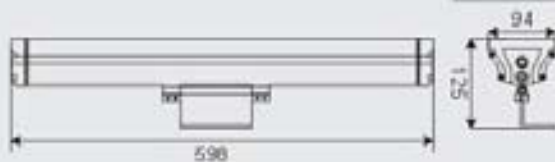
HLB00402



230V 15W CREE LED 15 LEDs \oplus \ominus F \leftarrow
 \uparrow \downarrow IP65 Driver incl. 16° Alum. 4 PCS/CTN 2596 PCS/20'



HLB00403



230V 21W CREE LED 21 LEDs \oplus \ominus F \leftarrow
 \uparrow \downarrow IP65 Driver incl. 15° Alum. 4 PCS/CTN 2148 PCS/20'

LED Beam Cuts (TAPERED BEAM)

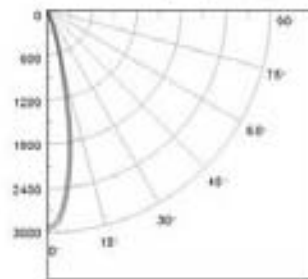




HLB00501

350mA	12W	CREE LED	12 LEDs	III	F	←	
↑	↓	IP65	Driver excl.	23°	Alum.	12 PCS/CTN	6324 PCS/20'

Light Distribution Curve (typical) 典型光分布



Light Output Curve (typical) 典型光输出



HLB00502



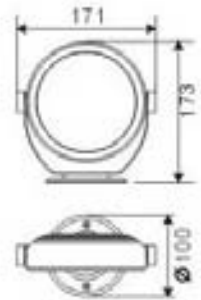
350mA	15W	CREE LED	15 LEDs	III	F	←	
↑	↓	IP65	Driver excl.	23°	Alum.	8 PCS/CTN	5176 PCS/20'



HLB00503



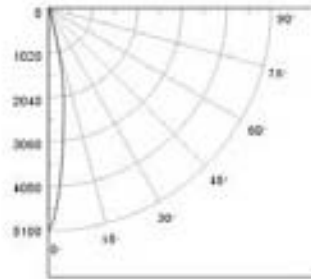
350mA	18W	CREE LED	18 LEDs	III	F	←	
↑	↓	IP65	Driver excl.	23°	Alum.	4 PCS/CTN	4068 PCS/20'




HLB00701

350mA	15W	CREE LED	15 LEDs	III	F	←	
↑	↓	IP68	Driver excl.	14°	Alum.	6 PCS/CTN	4136 PCS/20'

Light Distribution Curve (LDC) 光分布曲线

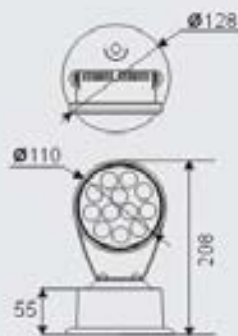
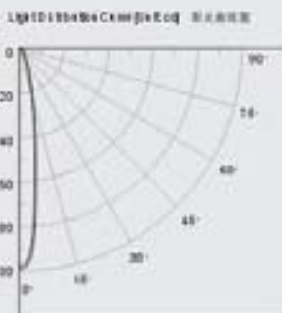


LED-Output Curve 光输出曲线





HLB00801



HLB00802

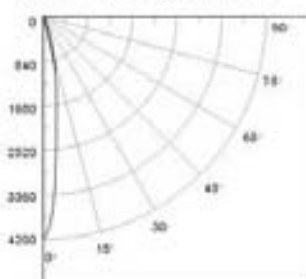




HLB01001

230V	12W	CREE LED	12 LEDs	⊕	F	←
↑	↓	IP65	Driver incl.	14°	Alum.	4 PCS/CTN
						3076 PCS/20'

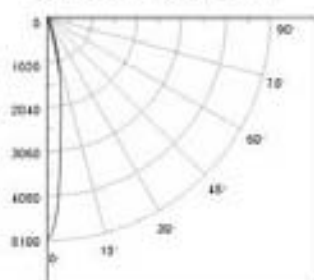
Light Distribution Curve (lx) (lx)



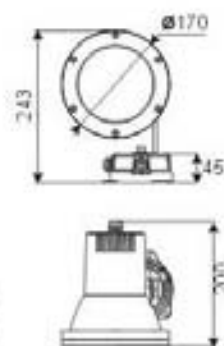
Lin-Offset Curve (mm)



Light Distribution Curve (lx) (lx)



Lin-Offset Curve (mm)



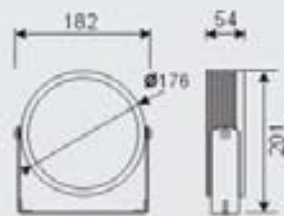
HLB00901

230V	15W	CREE LED	15 LEDs	⊕	F	←
↑	↓	IP65	Driver incl.	14°	Alum.	6 PCS/CTN
						3472 PCS/20'

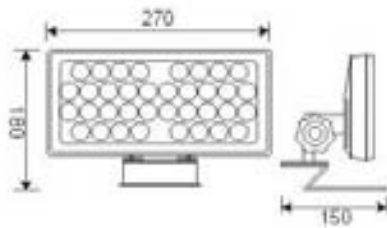




HLB01101



24V	36W	RGB LED	36 LEDs	III	F	←	
↑	↓	IP65	Driver excl.	15°	Alum.	4 PCS/CTN	7596 PCS/20'

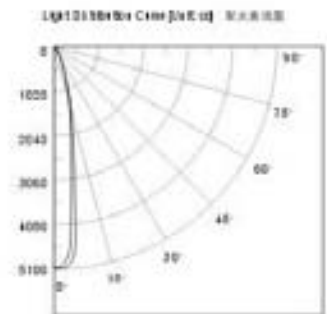
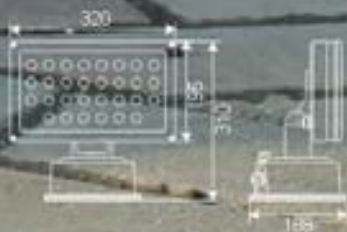


HLB01301


24V	36W	RGB LED	36 LEDs	III	F	←	
↑	↓	IP65	Driver incl.	15°	Alum.	4 PCS/CTN	2324 PCS/20'



HLB01201

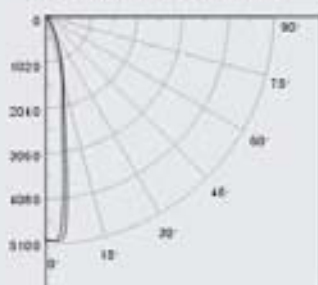


230V	30W	CREE LED	30 LEDs	III	F	←	↑	↓	IP65	Driver incl.	20°	Alum.	1 PCS/CTN	982 PCS/20'
------	-----	----------	---------	-----	---	---	---	---	------	--------------	-----	-------	-----------	-------------



HLB01401

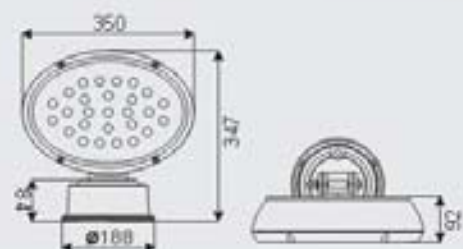
Light Distribution Curve (lx) at 10m



Light Distribution Curve (lm) at 10m



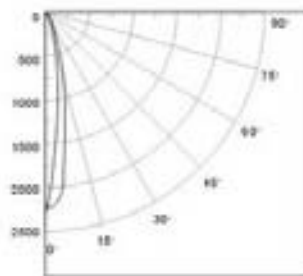
230V	27W	CREE LED	27 LEDs	⊕	F	←
↑	↓	IP65	Driver incl.	20°	Alum.	1 PCS/CTN
						749 PCS/20'



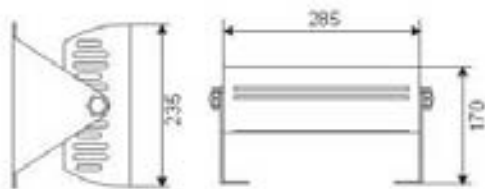



HLB01501

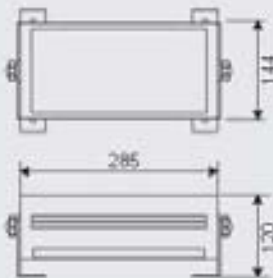
Light Distribution Characteristics (Beam Spread)



Light Distribution Curve (Beam Spread)

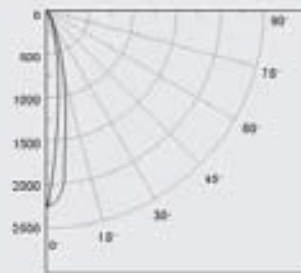


230V	30W	CREE LED	30 LEDs	⊕	F	←
↑	↓	IP65	Driver incl.	20°	Alum.	1 PCS/CTN
						1499 PCS/20'




HLB01601

Light Distribution Curve (LDC) 光分布曲线



LED Beam Color 光束颜色



230V 18W CREE LED 18 LEDs

IP65 Driver incl. 20° Alum. 1 PCS/CTN 2191 PCS/20'

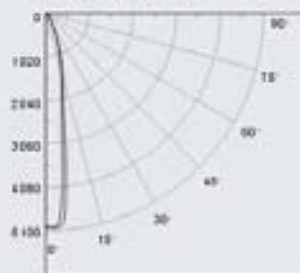
230V 45W CREE LED 15 LEDs

IP65 Driver incl. 20° Alum. 1 PCS/CTN 2849 PCS/20'

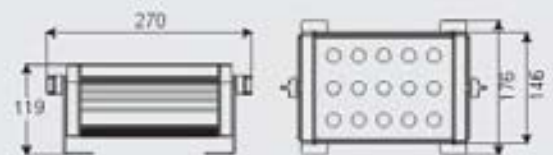




HLB01602

Light Distribution Curve (LDC) 光分布曲线




LED Beam Color 光束颜色


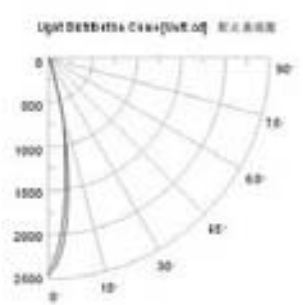




230V	4W	CREE LED	4 LEDs	⊕	F	←
↑	↓	IP68	Driver incl.	17°	ST304	12 PCS/CTN
						7428 PCS/20'

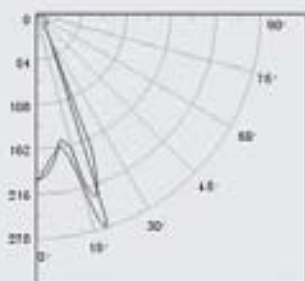


230V	6W	CREE LED	6 LEDs	⊕	F	←
↑	↓	IP68	Driver incl.	16°	ST304	6 PCS/CTN
						6570 PCS/20'




230V	9W	CREE LED	9 LEDs	⊕	F	←
↑	↓	IP68	Driver incl.	18°	ST304	2 PCS/CTN
						2476 PCS/20'

Light Distribution Curve (LDC) of HLB02001



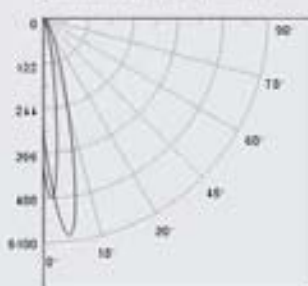
Light-Distance Curve (LDC) of HLB02001




- 230V
- 3W
- CREE LED
- 3 LEDs
- IP68
- F
- ←
- ↑
- ↓
- IP68
- Driver incl.
- 45°
- ST304
- 12 PCS/CTN
- 13668 PCS/20'



Light Distribution Curve (LDC) of HLB02101



Light-Distance Curve (LDC) of HLB02101

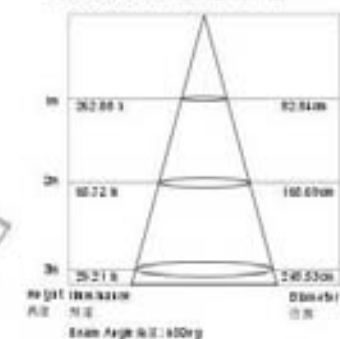


- 230V
- 3W
- CREE LED
- 3 LEDs
- IP68
- F
- ←
- ↑
- ↓
- IP68
- Driver incl.
- 15°
- ST304
- 12 PCS/CTN
- 11388 PCS/20'



HLB02201

Light-Distribution Cone (TYPICAL)




230V	3W	CREE LED	3 LEDs	III
F	←	↑	↓	IP67
Driver incl.	45°	Alum.	10 PCS/CTN	6940 PCS/20'



HLB02301

Light-Distribution Cone (TYPICAL)




230V	3W	CREE LED	3 LEDs	III
F	←	↑	↓	IP44
Driver incl.	45°	Alum.	10 PCS/CTN	21910 PCS/20'



HLB02302

Light-Distribution Cone (TYPICAL)




12V	3W	CREE LED	3 LEDs	III
F	←	↑	↓	IP67
Driver excl.	45°	Alum.	12 PCS/CTN	20100 PCS/20'



HLB02401

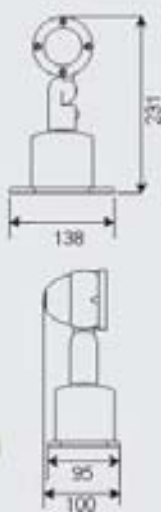
Light-Distribution Cone (TYPICAL)



12V	1W	CREE LED	1 LED	III
F	←	↑	↓	IP44
Driver excl.	17°	Alum.	20 PCS/CTN	47480 PCS/20'




HLB02501



230V	3W	CREE LED	3 LEDs	
				IP44
Driver incl.	45°	Alum.	6 PCS/CTN	5340 PCS/20'



230V	3W	CREE LED	3 LEDs	
				IP44
Driver incl.	45°	Alum.	4 PCS/CTN	7596 PCS/20'



HLB02601



CB Trading s.r.o.
Domažlická 1256/1
Praha 3, 130 00

tel.: +420 603 480 790
e-mail: led@cbtrading.cz